


IntoneSwift

Your all-in-one solution
for Data needs



0.5%

Is collected and analyzed

Data grows to

180

Zettabytes by 2025

99.5%

Data is leftover or outdated

With so much data and so little time, how to collect, curate, organize?



Does it really matter ?
as we are already
making profitable
decisions by
analyzing 0.5% of
whole data?

“Confidence is ignorance. If you're feeling cocky, it's because there's something you don't know.”

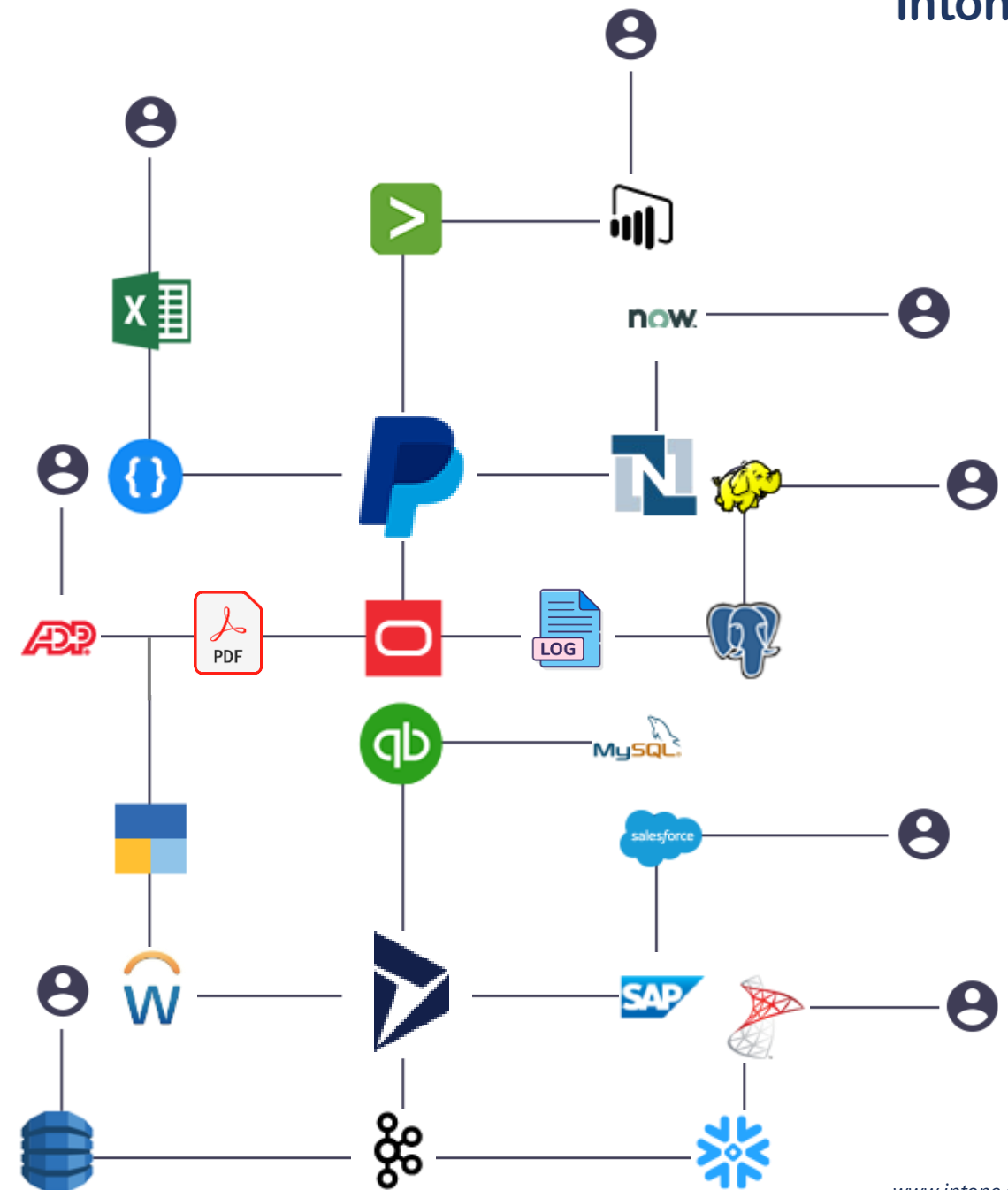
— Eoin Colfer, [Artemis Fowl](#)



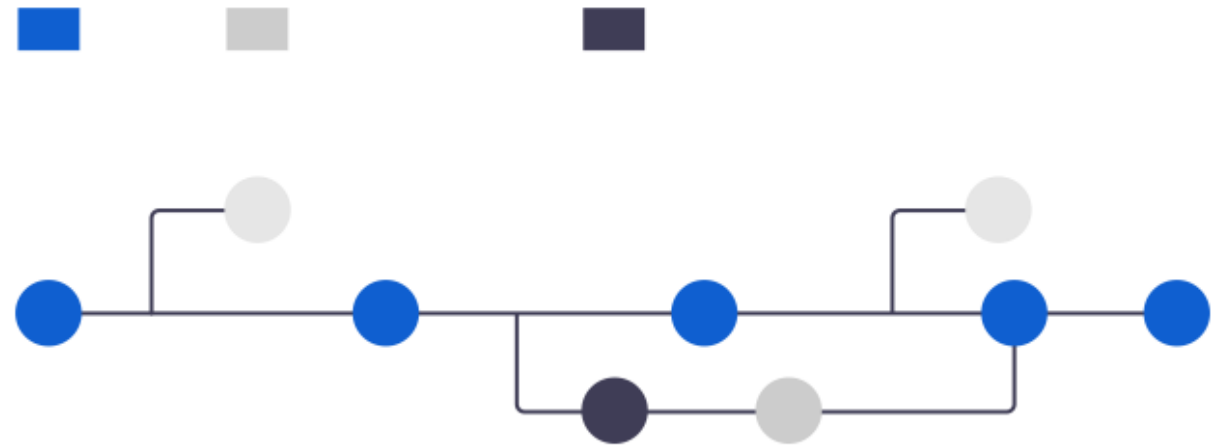
We adopt new solutions for different “operational needs” to expand and achieve success milestones.

New solutions increases the “heterogeneity” of data.

Data heterogeneity leads to data sacrifice as there is no single “integrator tool” which can connect to all industry standard data sources/applications/systems.



Solution? IntoneSwift



Data Synchronization

Data Management

Data Maps

Data Pipelines Monitor

On-Premise

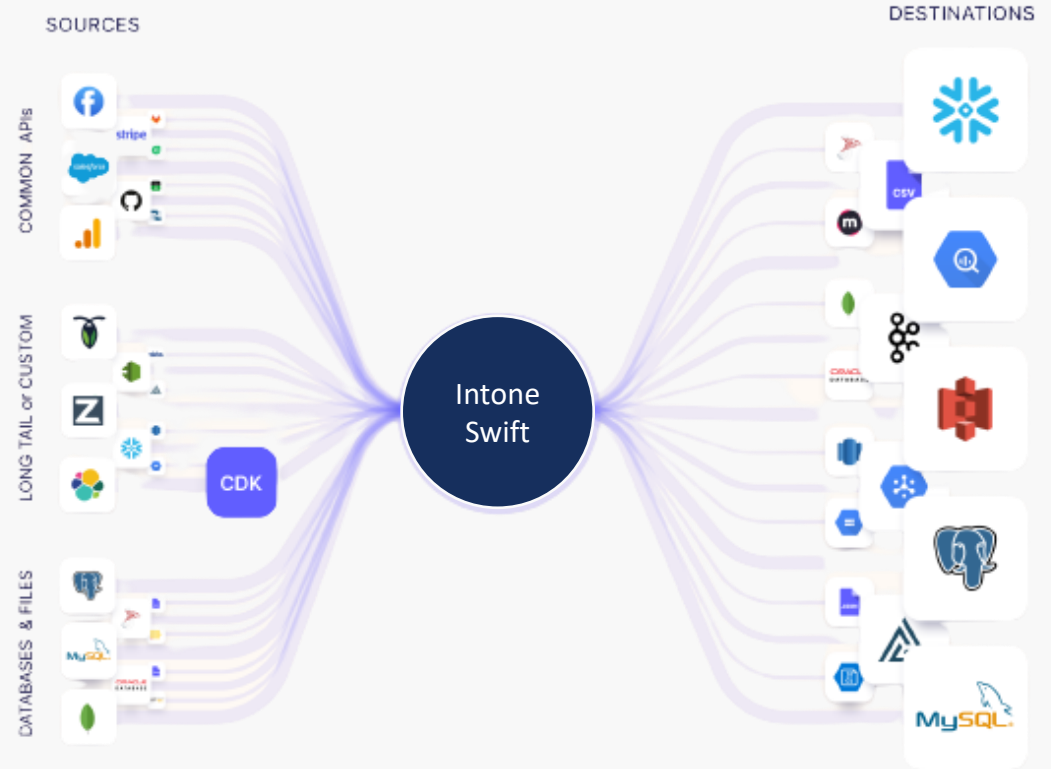
Cloud

Hybrid Cloud

Multi Cloud

Integration

Migration



Data Synchronization

Data Management

Data Maps

Data Pipelines Monitor

Data Quality

Data Lineage

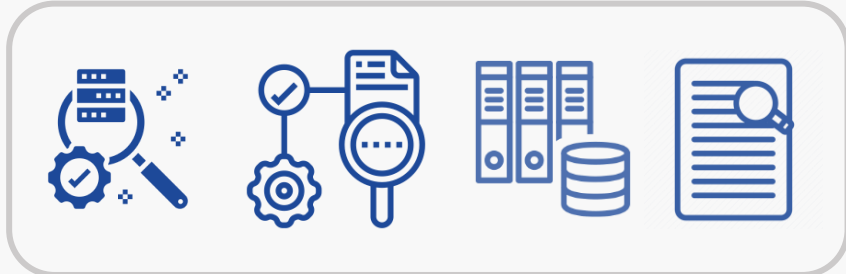
Data Catalog

Data Discovery

Data Fabric

Data Lake

Data Warehouse



Data
Synchronization

Data
Management

Data
Maps

Data
Pipelines Monitor

Data
Routes

Data
Traffic

Data
Navigation



Data
Synchronization

Data
Management

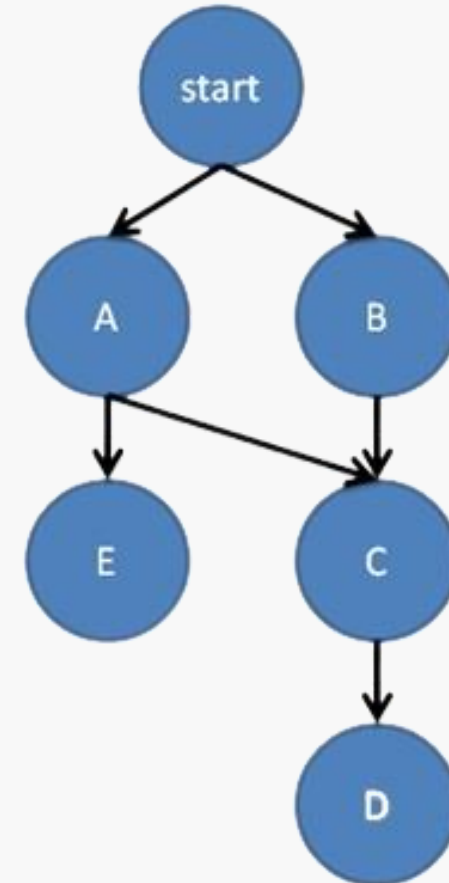
Data
Maps

**Data
Pipeline Monitor**

Schedule

**Intra-
Dependency**

**Inter-
Dependency**



Leave all your data problems to IntoneSwift

600+ Data and Application connectors

Transform data while you load

Generates knowledge graph for all data integrations done

Centralized password management

Supports unlimited heterogeneous data source combinations

Data at every stage is encrypted

Quick view of data at connector level

Supports real-time, streaming & batch processing of data

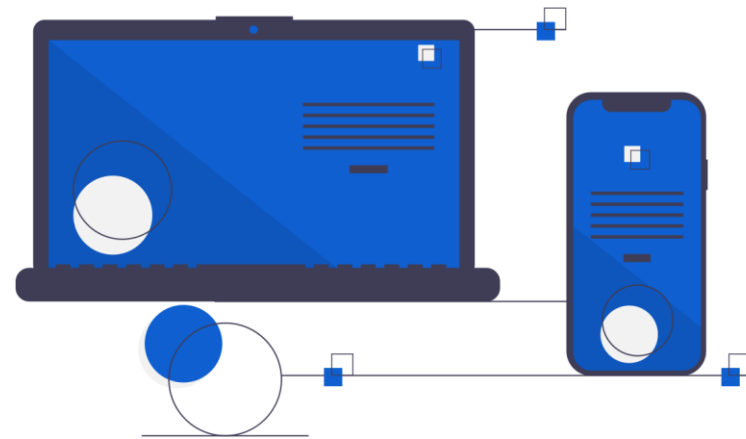
Eye catching monitoring module that gives real-time updates

Distributed In-memory operations. 10X performance.


Captures lineage at every data integration

Above all, it's a No Code – Low Code platform

IntoneSwift - Screenshots



Login




Welcome to IntoneSwift!
- Your all-in-one solution for Data needs


Copyright © 2022 Intone Networks, All Rights Reserved.

Sign In

Enter your username and password

Username or Email
Enter username or Email

Password
Enter password 

I'm not a robot 
reCAPTCHA
Privacy - Terms

Sign In

Connection Builder

Hi, Itafdev



Connections

Create Connection

Create Connection try to scroll the page

← Back

Test Connection

Connection Name *

Category Type *

RDBMS



Name *



Host IP *

- Access
- Azure Analysis Services
- Azure Synapse
- Btrieve
- DB2
- Greenplum
- IBM Informix
- Impala

Port *

Database Name/ Service Name / Topic *

Schema Name

Data Pipeline Studio

Hi, Itafdev

Auto Drop & Connect | Undo | Redo | Save | Print | Export as Image

Start | Select All Objects | Select All Links | Align Left | Align Top | Align Right | Align Bottom | Align Center | View Data

Objects | Controls/Reports | ID : 191 | Name : 3way-match | Description : A three-way match is a process of comparing the pu

Transformations	
Expression	Filter
Router	Lookup
Java Control	Cache Object
Joiner Object	SQL Control

```
graph LR; SAP[SAP] --> SQ1[SQL]; SQ1 --> E1[Expression]; SQLServer[SQL Server] --> SQ2[SQL]; SQ2 --> E2[Expression]; MySQL[MySQL] --> SQ3[SQL]; SQ3 --> E3[Expression]; E1 --> JO1[Joiner Object]; E2 --> JO1; JO1 --> JO2[Joiner Object]; E3 --> JO2; JO2 --> JO3[Joiner Object];
```

Data Pipeline Studio (continuation)

Hi, Itafdev |

Auto Drop & Connect | Undo | Redo | Save | Print | Export as Image

Start | Select All Objects | Select All Links | Align Left | Align Top | Align Right | Align Bottom | Align Center | View Data

Objects | Controls/Reports | ID : 191 | Name : 3way-match | Description : A three-way match is a process of comparing the pu

Transformations

- Expression
- Filter
- Router
- Lookup
- Java Control
- Cache Object
- Joiner Object
- SQL Control

The diagram illustrates a data pipeline starting with an SAP source. The data flows through an SQ (SQL) transformation, then through a series of transformations: **invocBase**, **sourceQualifierInvocBase**, **expr_inv**, **prod_receipt**, **invrt**, **sourceQualifierprodReceipt**, **expr_invrt**, and **expr_prd**. Each transformation step is represented by a box with its specific input and output fields. The final output of the pipeline is a **Joiner Object**.

Pipeline Monitor

Hi, Itafdev



Monitoring View

Task View

List of Batches:

Active Scheduled Batches

Scheduled Batches

Accounts_Payable

Current Status : **RUNNING**



Cybersec

Current Status : **RUNNING**



Infosec

Current Status : **RUNNING**



Fluctuation Analysis

Current Status : **RUNNING**



Financial Analytics

Current Status : **RUNNING**



Batch Name : Cybersec

RESTART

FORCE RESTART

Batch ID : 1648745525357 Status : **RUNNING** Completed Tasks : 0/3



Batch Start Time

2022-03-31 22:22:05



Batch End Time

Progress :

0 %

List of tasks :

All Tasks

Select log :



Task Name :

Antivirus_Monitoring_Ctrl


Run ID :

1648745526

Task Status :

RUNNING

Task Progress :



Pipeline Monitor (continuation)

Hi, Itafdev

[Monitoring View](#)[Task View](#)

Workflow Run

- ▼ Scheduled
 - ▶ Financial_Controls
 - ▶ P2P_Vendor_Onboard_Pro
 - ▶ P2P_Requisition_Process
 - ▶ P2P_Purchase_Order_Proc
 - ▶ P2P_Delivery_of_Goods_Pr
 - ▶ P2P_Invoice_Payment_Proc

Task view Details

TaskName	Start Time	End Time	Status
Antivirus_Monitoring_Ctrl	2022-03-24 22:00:03	2022-03-24 22:01:02	COMPLETED
Antivirus_Monitoring_Ctrl	2022-03-23 22:00:03	2022-03-23 22:00:55	COMPLETED
Antivirus_Monitoring_Ctrl	2022-03-22 22:00:03	2022-03-22 22:00:50	COMPLETED
Antivirus_Monitoring_Ctrl	2022-03-21 22:00:03	2022-03-21 22:01:03	COMPLETED
Antivirus_Monitoring_Ctrl	2022-03-18 22:00:03	2022-03-18 22:00:56	COMPLETED
Antivirus_Monitoring_Ctrl	2022-03-17 22:00:03	2022-03-17 22:00:52	COMPLETED
Antivirus_Monitoring_Ctrl	2022-03-16 22:00:03	2022-03-16 22:00:48	COMPLETED

How you **GATHER, MANAGE & USE INFORMATION** will **DETERMINE** whether **YOU WIN OR LOSE**

THANK YOU



Global Headquarters

Intone Networks

10 Austin Ave, Iselin,
New Jersey – 08830, USA

Phone: +1 732 721 3002

Email: info@intonenetworks.com



Global Delivery Center

Intone Networks (India) Pvt. Ltd.

902-3 B, The Platina, Gachibowli,
Hyderabad, India – 500032

Phone: +91 40 42 210 000

E-mail: info@intonenetworks.in

For More Details

Ashok Panigrahi, Vice President, Sales

Phone: +1 732 688 8893 | **E-mail:** ashok@intone.com

Vincent DiMauro, Consulting Partner and Global Business Development

Phone: +1 302 521 9837 | **E-mail:** vdimauro@cgintegrate.com