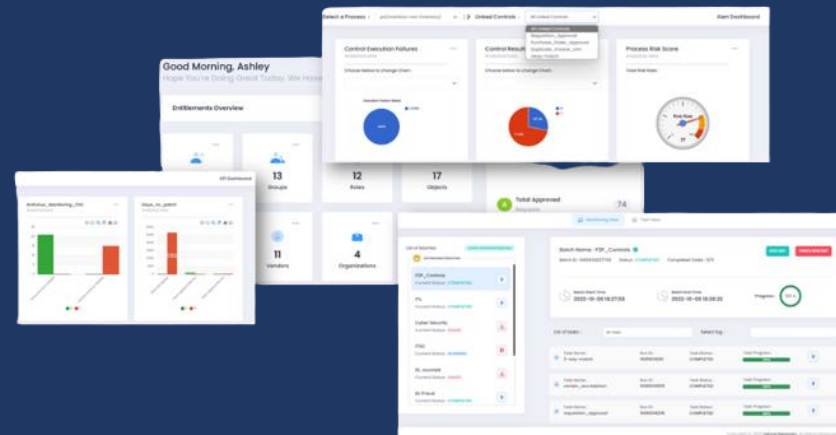


# EagleEye 365

Automate and operate your GRC in all 3 lines of defense in real-time



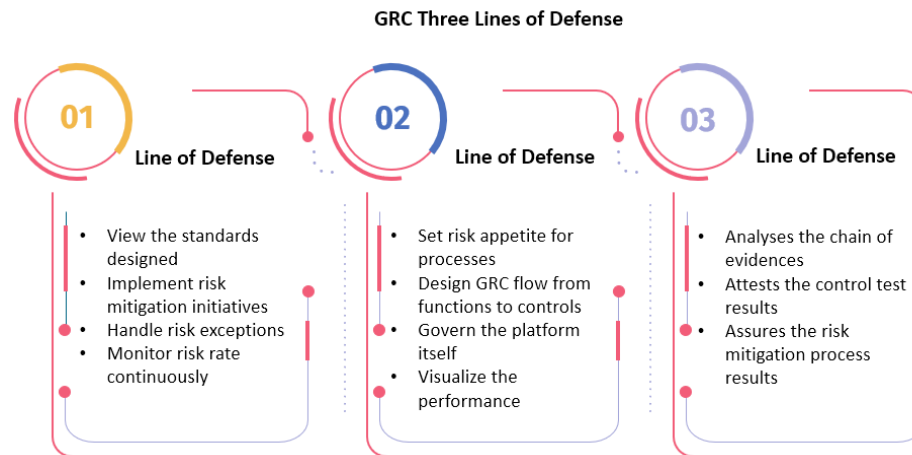
# Why GRC ?



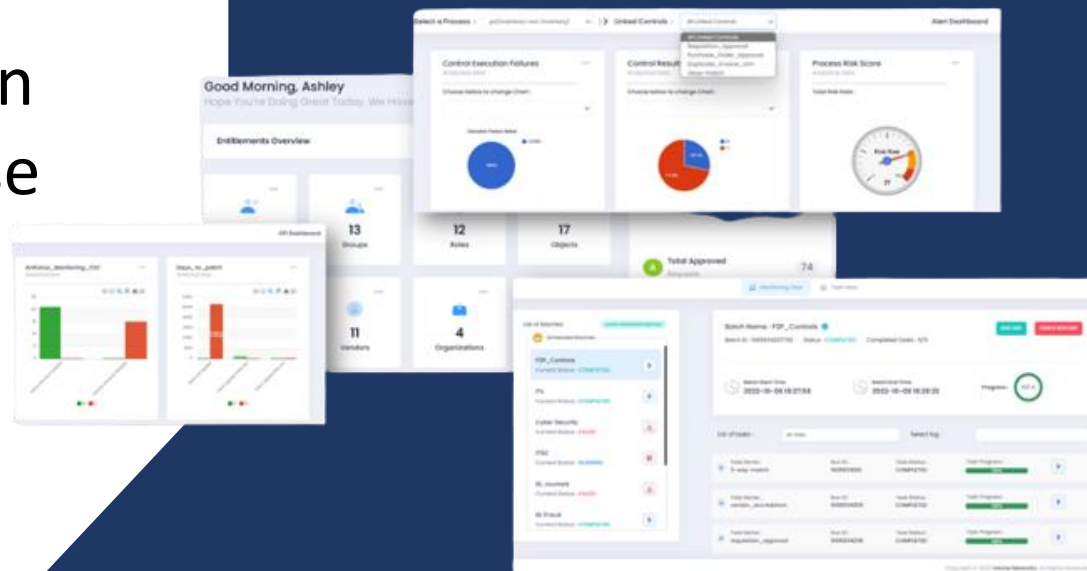
GRC help organizations define their **risk appetite**, monitor, and visualize risk rate which in benefits in **mitigating risk**. The only way to achieve this 100% is by automating and operating in an integrated way in all **3 lines of defense**.

# Three Lines of Defense

Three lines of defense play a key role in GRC, as it defines, monitors, provides assurance to management, Board members and external auditors on risk status. When activities done in all three lines happen in one platform, it holds the chain of evidence.



Automate and  
operate your **GRC** in  
all 3 lines of defense  
in real-time with  
**EagleEye365**





In a world where technology is evolving, are you still generating your audit reports on samples and worried about false positives?

Now, you don't have to!

With **EagleEye 365**, experience the confidence of submitting regulatory and audit reports with **100% test on live data.**



# Screenshots



## Welcome to EagleEye 365!

EagleEye 365 is an end-to-end platform that takes care of your organization's security, compliance, risk management, and auditing.

Copyright © 2022 [Intone](#), All Rights Reserved.

## Sign In to EagleEye 365

We suggest using the **username / email address** that you use at work.

Username or Email

Password



I'm not a robot



reCAPTCHA  
[Privacy](#) - [Terms](#)

Sign In

EagleEye 365 is protected by reCAPTCHA and [Privacy Policy](#) and [Terms of Service](#) apply.

# Alert Dashboard



Hi, app\_gladius\_admin  
Organization Name : intone a

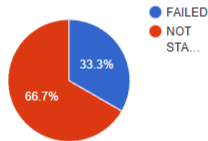
Select a Process : cyber security |> Controls : All Linked Controls

## Control Execution Failures

Analytical Data

Choose below to change Chart :

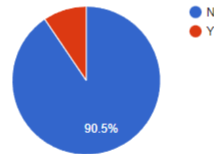
Execution Failure Status



## Control Results

Analytical Data

Choose below to change Chart :



## Process Risk Score

Analytical Data

Total Risk Rate :



## Incidents By Status Wise

Analytical Data

Choose below to change Chart :

## Incidents SLA Alert

Analytical Data

Choose below to change Chart :

## Incident Investigations

Analytical Data

Total Investigations Count :



# KPI Dashboard



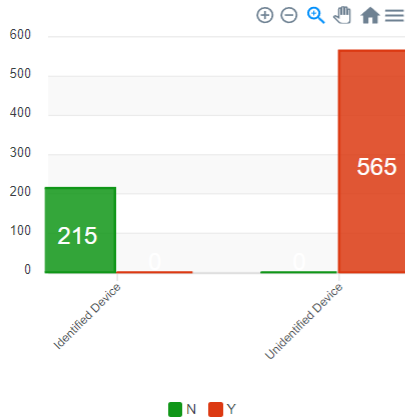
Hi, app\_gladius\_admin  
Organization Name : intone a

Select a Process : cyber security

KPI Dashboard

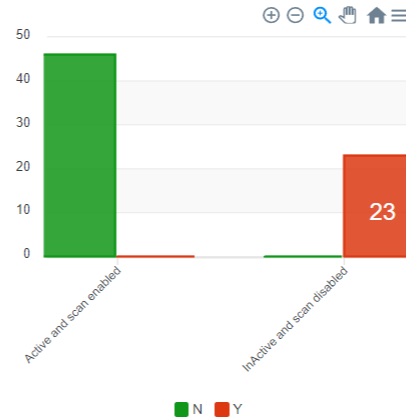
### Unidentified\_devices\_...

Analytical Data



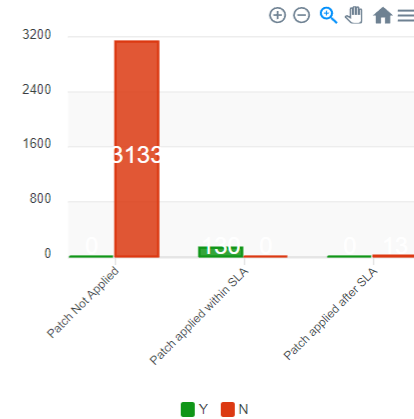
### Antivirus\_Monitoring\_...

Analytical Data



### Days\_to\_patch

Analytical Data



# Connection Builder



Hi, app\_gladius\_admin  
Organization Name : intone

a

Connections | Create Connection

Create Connection try to scroll the page

< Back

Test Connection

Connection Name \*









Category Type \*

RDBMS x

Name \*

x

Host IP \*

-  Access
-  Azure Analysis Services
-  Azure Synapse
-  Btrieve
-  DB2
-  Greenplum
-  IBM Informix
-  Impala

Port \*

Database Name/ Service  
Name / Topic \*

Schema Name

User Name \*

# Designer

Hi, app\_gladius\_admin  
Organization Name : intone a

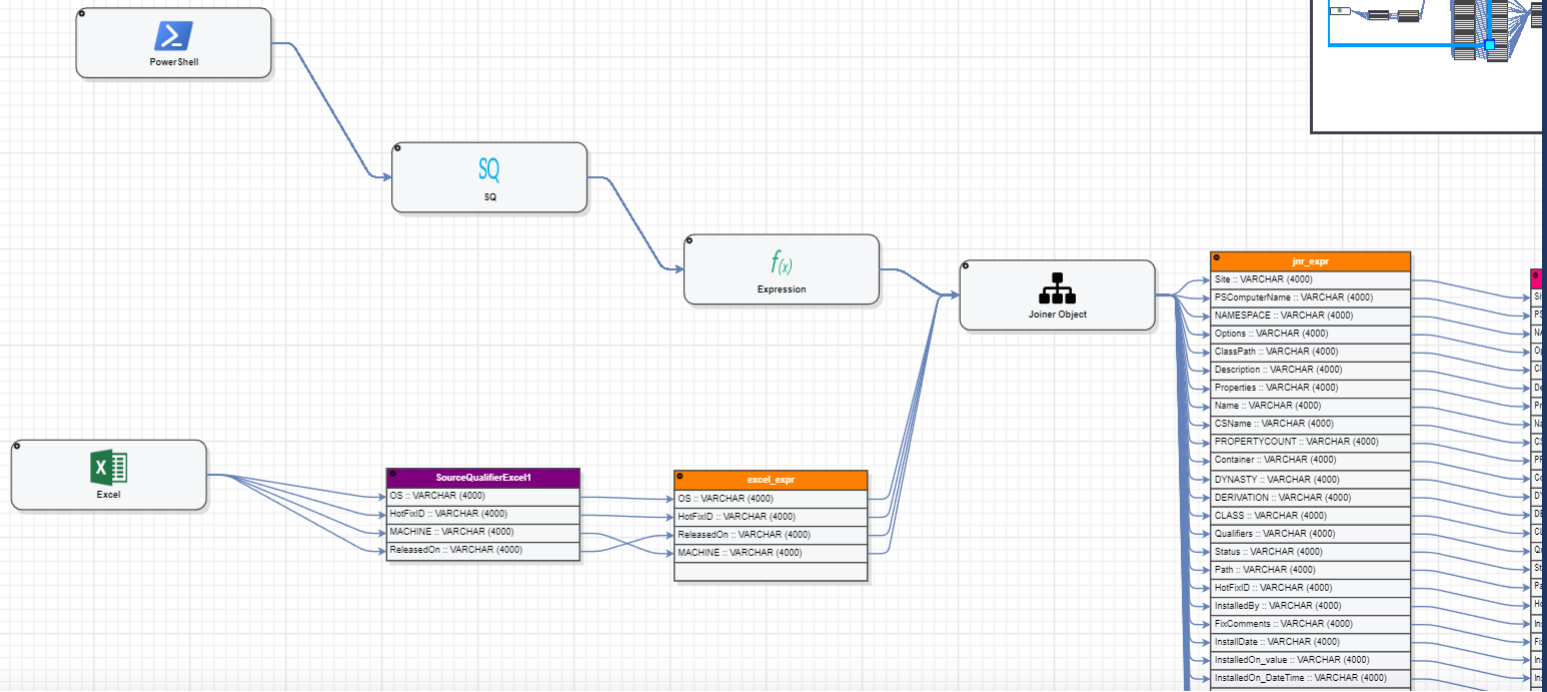
Objects Controls/Reports

ID : 320

Name : Days\_to\_patch

Description : how long does it take your team to implement security patches? c

- /summary>
- Controls/Metrics
  - Info & Cyber Security
    - 1016.Unidentified\_devices\_on\_it
    - 1009.Antivirus\_Monitoring\_Ctrl
    - 320.Days\_to\_patch
  - NIST
    - 1038.ID\_RM-1
    - 1037.ID\_RA-6
    - 1036.ID\_RA-5
    - 1035.ID\_RA-4
    - 1034.ID\_RA-3
    - 1033.ID\_RA-2
    - 1032.ID\_RA-1
    - 1031.ID\_GV-4
    - 1030.ID\_GV-3
    - 1029.ID\_GV-2
    - 1028.ID\_GV-1



Monitoring View

Task View

List of Batches:

Active Scheduled Batches

Scheduled Batches

Accounts\_Payable

Current Status : RUNNING



Cybersec

Current Status : RUNNING



Infosec

Current Status : RUNNING



Fluctuation Analysis


Current Status : RUNNING



Financial Analytics

Current Status : RUNNING



Batch Name : Cybersec 

RESTART

FORCE RESTART

Batch ID : 1648745525357    Status : RUNNING    Completed Tasks : 0/3



Batch Start Time

2022-03-31 22:22:05



Batch End Time

Progress :

0 %

List of tasks :

All Tasks

Select log :



Task Name :

Antivirus\_Monitoring\_Ctrl


Run ID :

1648745526

Task Status :

RUNNING

Task Progress :





How you **GATHER, MANAGE & USE INFORMATION** will **DETERMINE** whether **YOU WIN OR LOSE**

**THANK YOU**



**Global Headquarters**

***Intone Networks***

10 Austin Ave, Iselin,  
New Jersey – 08830, USA

**Phone:** +1 732 721 3002

**Email:** info@intonenetworks.com



**Global Delivery Center**

***Intone Networks (India) Pvt. Ltd.***

902-3 B, The Platina, Gachibowli,  
Hyderabad, India – 500032

**Phone:** +91 40 42 210 000

**E-mail:** info@intonenetworks.in

**For More Details**

***Ashok Panigrahi, Vice President, Sales***

**Phone:** +1 732 688 8893 | **E-mail:** ashok@intone.com

***Vincent DiMauro, Consulting Partner and Global Business Development***

**Phone:** +1 302 521 9837 | **E-mail:** vdimauro@cgintegrate.com